

PRESSURE SENSITIVE METALLIC EDGEMATE

91588-603

Polished Brass 91588
Brushed Brass - 91596
Polished Chrome - 91603

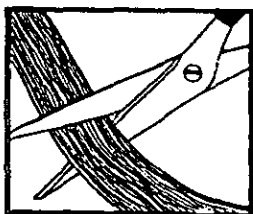
FEATURES:

- pressure sensitive adhesive bond
- no need for iron or messy glues
- veneer roller only tool needed for application
- 13/16" width only
- 25 ft. long rolls
- .020" nominal thickness
- real metal laminated to a PVC backing
- finished with protective lacquer coating
- made by Edgemate

APPLICATION:

Use this metallic Edgemate as a quick, easy way to prepare a distinctive accent for laminated surfaces.

INSTRUCTIONS:

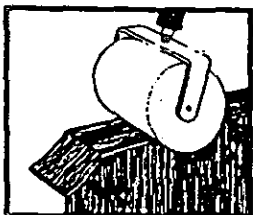
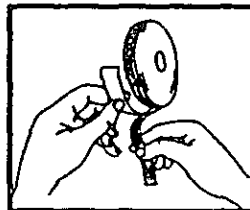


1. Prepare Edge

- Fill as necessary
- Sand with fine grade sand paper
- Surface should be smooth-free of dust
- Cut edging to desired length

2. Apply Edging

- Peel protective film from back of edging
- Start at one end of panel with approximately 1/4" overhang -align edging with top or bottom of panel - press edging in place moving along the length of panel



3. Secure Bond

- Firmly press edging to panel using roller or wood block
- Make certain to apply even pressure to all surface area

4. Trim Edging

- Trim any edging extending past panel with a razor knife or hand file
- Be careful to prevent marring the face of edging strip while trimming

