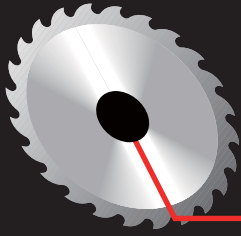


INFINITER[®]

RS-1
(21574)



Laser Cutting Guide

Accuracy at the speed of Light...

Shoots a beam where the blade cuts

**Fits Most
Miter/Chop/Cutoff**

**Bright
Precise
Beam**

Specifications:

Dimensions (OxH)	1.96" x 0.41" (4.98cm x 1.04cm)
Weight	2.12 oz.(60g) included Battery
Light source	Visible semiconductor laser
Wavelength	650nm
Max operating speed	5000RPM
Switch type	Centrifugal switch
Power	3xLR44 batteries

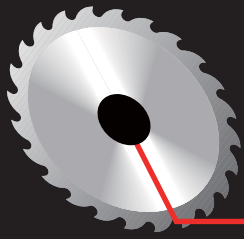


**Patent
pending**




RTD10000546AA

INFINITER®

RS-1



Laser Cutting Guide



"A"brand
RS-1 shoots a bright, precise beam with minimal refraction for a more exact cut with less set-up.



Top View Side View

"A"brand



Top View Side View

More Compact in size and lighter weight for less long-term strain on the machine.

RS1

The Infiniter RS-1 shoots a **PRECISE beam where the blade cuts. It's that simple.**

See It Saw It



INFINITER®

Quarton Inc.

9F, 185, Sec. 1, Ta-Tung Rd., Hsi-Chih, Taipei Hsien, Taiwan(221)

Tel :886-2-2648-5656

E-mail:contact@quarton.com.tw

Fax:886-2-2648-5522

http://www.quarton.com.tw