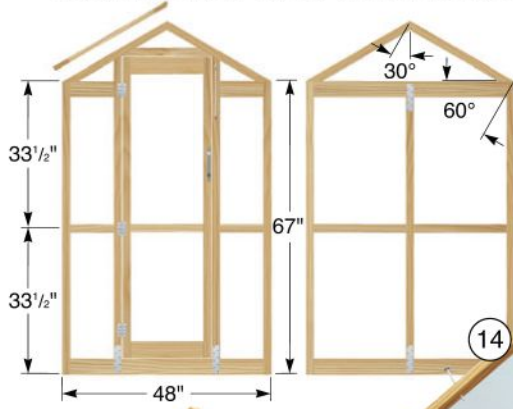
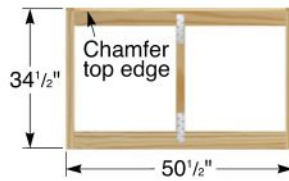


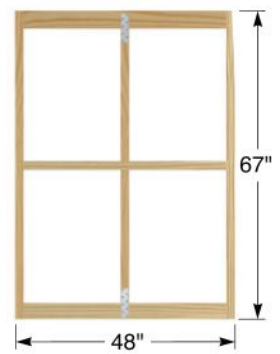
**Front and Rear Wall Panel Assemblies**



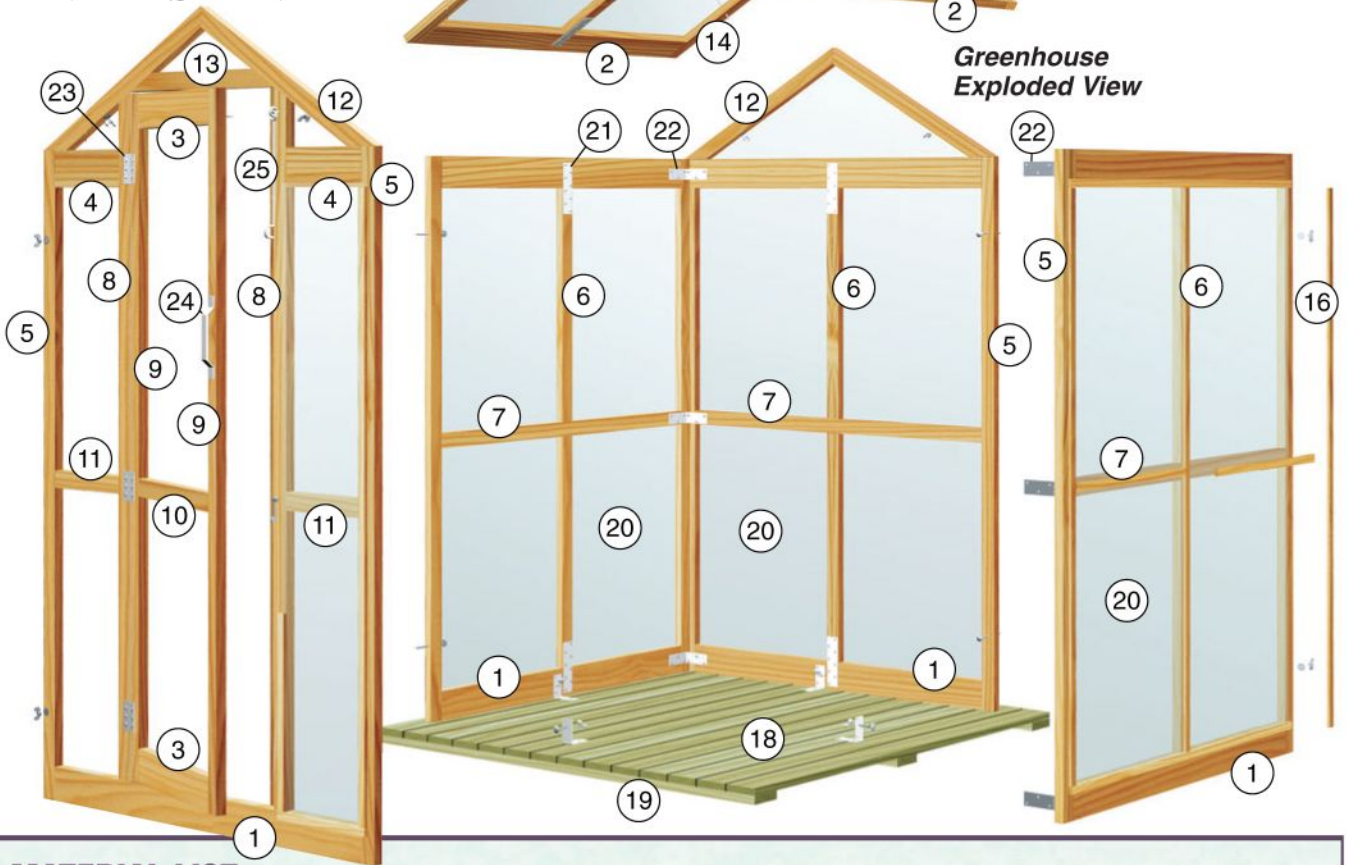
**Roof Panel Assembly**



**Wall Panel Assembly**



**Greenhouse Exploded View**



**MATERIAL LIST**

	<b>T x W x L</b>		<b>T x W x L</b>
<b>1</b> Wall Plates (7)	1" x 3 1/2" x 44 1/2"	<b>14</b> Roof Framing (4)	1" x 1 3/4" x 34 1/2"
<b>2</b> Roof Framing (4)	1" x 3 1/2" x 47"	<b>15</b> Roof Braces (2)	1" x 1 3/4" x 27 1/2"
<b>3</b> Door Rails (2)	1" x 3 1/2" x 17" or cut to fit	<b>16</b> Trim	3/8" x 1" x 200'
<b>4</b> Front Wall Framing (2)	1" x 3 1/2" x 10 1/8" or cut to fit	<b>17</b> Door Stop	3/8" x 1 1/4" x 68 3/8"
<b>5</b> Corner Posts (8)	1" x 1 3/4" x 67"	<b>18</b> Decking Boards (14)	3/4" x 3 1/2" x 55" pressure-treated
<b>6</b> Vertical Braces (3)	1" x 1 3/4" x 60"	<b>19</b> Sleepers (3)	1 1/2" x 3 1/2" x 55" pressure-treated
<b>7</b> Cross Braces (3)	1" x 1 3/4" x 44 1/2"	<b>20</b> Polyethylene Sheeting or Greenhouse Film	6' x 30'
<b>8</b> Door Jamb (2)	1" x 1 3/4" x 68 3/4" or cut to fit	<b>21</b> Mending Plates (12)	Various shapes, galvanized
<b>9</b> Door Styles (2)	1" x 1 3/4" x 68 3/8" or cut to fit	<b>22</b> Strap Hinges (13)	1 1/2" x 7" or to suit
<b>10</b> Door Brace (1)	1" x 1 3/4" x 17" or cut to fit	<b>23</b> Door (Butt) Hinges (3)	2" x 3" or to suit
<b>11</b> Front Wall Braces (2)	1" x 1 3/4" x 10 1/8"	<b>24</b> Door Handle (1)	
<b>12</b> Rafters (4)	1" x 1 3/4" x 32 1/2" or cut to fit	<b>25</b> Door Latch (1)	
<b>13</b> Door Header (1)	1" x 1 3/4" x 20 1/2" or cut to fit		

3/16"-dia. x 1 1/2" bolts and wing nuts  
 3/16"-dia. x 3" bolts and wing nuts