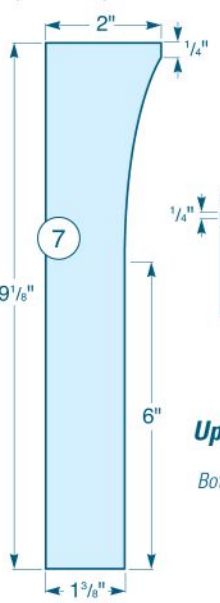
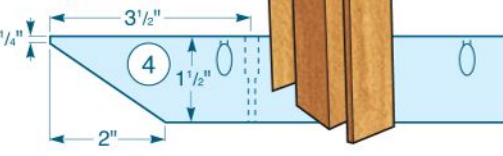


Exploded View

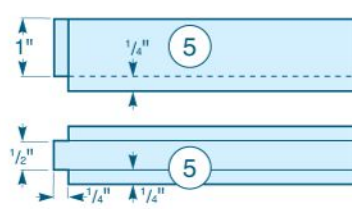
Outer Slat
(Front View)



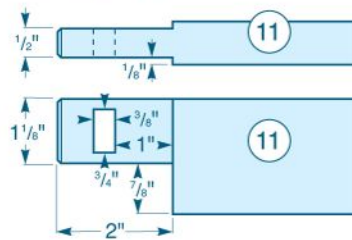
Beam
(Front View)



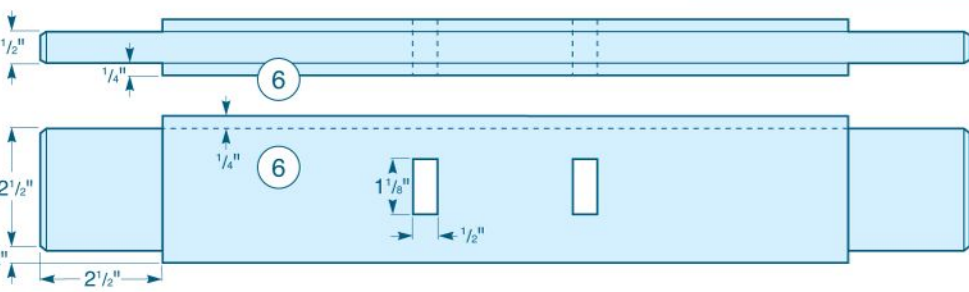
Upper Rail
(Front and Bottom Views)



Stretcher
(Top and Front Views)



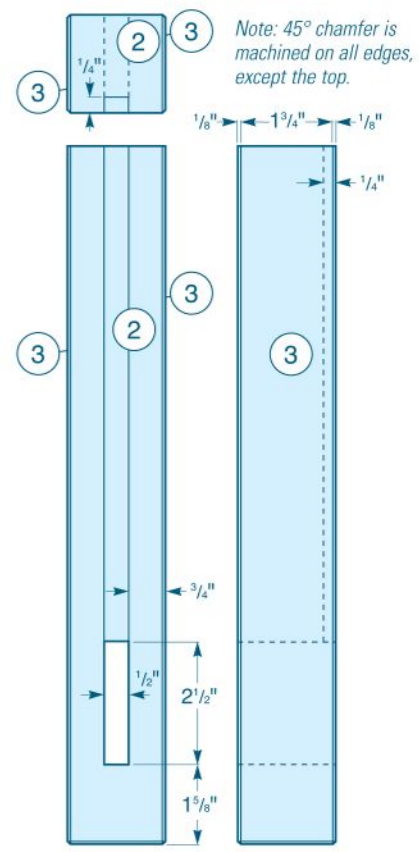
Lower Rail
(Top and Front Views)



MATERIAL LIST

	T x W x L
1 Top (1)	1 1/2" x 24" x 40"
2 Legs (4)	1 3/4" x 2" x 14 1/4"
3 Leg Veneers (8)	1/8" x 2" x 14 1/4"
4 Beams (2)	1 1/2" x 2" x 23"
5 Upper Rails (2)	1" x 1 1/4" x 14 1/2"
6 Lower Rails (2)	1" x 3" x 19"
7 Outer Slats (4)	1/2" x 2" x 9 1/8"
8 Inner Slats (6)	1/2" x 2" x 9 1/8"
9 Outer Slat Spacers (8)	1/4" x 1/2" x 1 3/4"
10 Inner Slat Spacers (8)	1/4" x 1/2" x 1 1/4"
11 Stretchers (2)	3/4" x 2" x 35"
12 Shelf (1)	3/4" x 8 5/8" x 30 7/8"
13 Shelf Blocks (2)	1" x 2" x 2 1/2"
14 Wedges (4)	3/8" x 3/4" x 1"

Leg Assembly
(Top, Inside and Front Views)



Note: 45° chamfer is machined on all edges, except the top.

Shelf and Shelf Block
(Side View)

