

## MATERIAL LIST

	T x W x L
1 Iron (1)	1/16" x 7/8" x 2 1/2"
2 Clamp Screw* (1)	3/8-16 x 1" Brass
3 Striker Plate* (1)	3/8-16 x 1" Brass
4 Blade Stay (1)	1/4" Dia. x 1 1/8" Brass
5 Sides (2)	1/4" x 1 3/8" x 5 11/16"
6 Frog (1)	15/16" x 1 3/8" x 3"
7 Nose (1)	15/16" x 1 3/8" x 2 1/2"

\* Available from Amazon.com

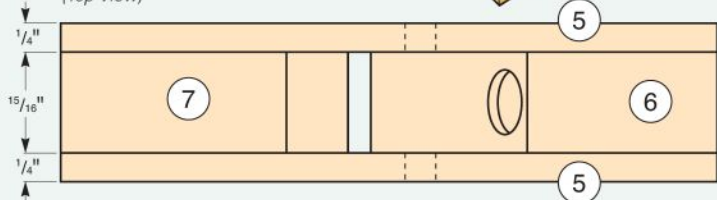
Note: The thickness dimensions of the frog and nose in this plane are based on the 7/8"-wide chisel blade that was formed into the plane iron. If your plane blade is of a different width, adjust the dimensions of pieces 6 and 7 accordingly.

### Exploded View

Shape your finger plane using sanders, rasps and files to a form that is comfortable in your hand.

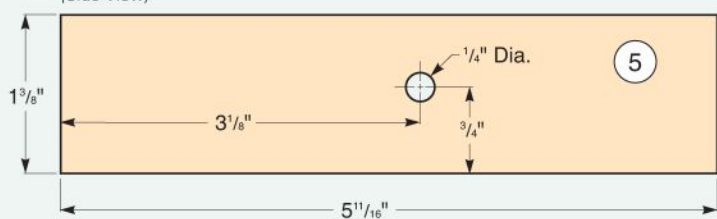
### Finger Plane

(Top View)



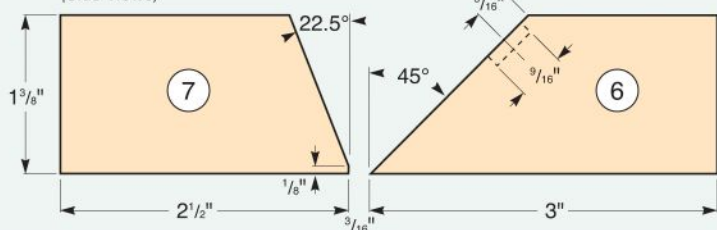
### Side

(Side View)



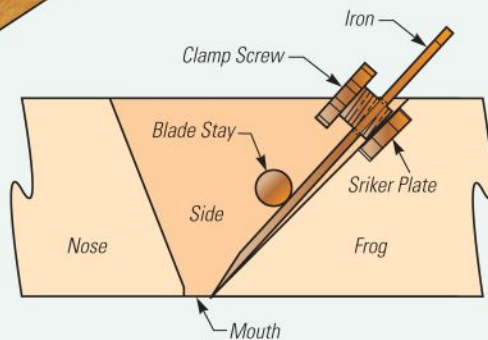
### Nose and Frog

(Side Views)



### Plane Parts

(Section View)



### Iron

(Top and Side Views)

